

Spring Break Ideas! ☀️

☆Complete these Harry Potter Puzzles: <https://bit.ly/39TqJpT> & <https://bit.ly/2UWROV6>

☆Build a fort! Decorate the inside with pillows, twinkle lights, etc! Play games or read inside when you're all done.

☆Build a birdhouse: <https://bit.ly/39TrYFz>

☆Take a cooking class: <https://bit.ly/2UVqepX>

☆Draw and/or write in chalk to spread some joy



☆Create a laser obstacle course using things like streamers or string:

☆Indoor (or outdoor) Camping: Set up some sleeping bags, pack a cooler or even put up a tent in the family room and let the camping fun begin! Tell scary stories, make s'mores and play flashlight tag!



☆Build a structure with things like marshmallows and toothpicks

☆Try out an origami how-to on youtube

☆Have a paper airplane contest

☆Listen to an audiobook on Audible

☆Listen to a podcast

☆Make a music video


☆The floor is lava! Start on one side of the house and try to get to the other side. You must jump from rug to rug and pillow to pillow without touching the floor.


☆Make a treasure hunt. Hide some treasure (it can be anything) and make some clues. Each clue leads to the next clue until they find the treasure.

☆Paint rocks:



☆Make a yeti or unicorn bookmark: <https://youtu.be/UCVY8NoCKMU> <https://bit.ly/3c3c7Wv>







☆Make cards for someone in a nursing home

☆Blow up a balloon and see how long you can keep the balloon in the air

☆Create a stop motion movie: <https://bit.ly/34nKC7v>

☆Create a bowling alley with items around your house empty cans, bottles, or toys

☆Make a collage with pictures, magazines, stickers, etc



☆Make your own snack mix with ingredients from your pantry

☆Facetime friends and family

☆Send a card to a friend

☆Make a friendship bracelet



☆Set up a Home Learning station with your favorite pencils, pens, pictures of friends, etc.



Enjoy!
♥ Miss Harris